

UNIT - 2: THEORY OF COST

LEARNING OUTCOMES

AFTER STUDYING THIS UNIT, YOU WOULD BE ABLE TO:

- ◆ Explain the Meaning and Different Types of Costs.
- ◆ Define Cost Function and Explain the Difference between a Short-Run and Long-Run Cost Function.
- ◆ Explain the linkages between the Production Function and the Cost Function.
- ◆ Explain Economies and Diseconomies of Scale and Reasons for Their Existence.

In the previous unit, we have discussed the relationship between inputs and output in physical quantities. However, as we are aware, business decisions are generally based on cost of production i.e. the money value of inputs and output is considered. Cost analysis refers to the study of behaviour of cost in relation to one or more production criteria, namely, size of output, scale of operations, prices of factors of production and other relevant economic variables. In other words, cost analysis is concerned with the financial aspects of production relations as against physical aspects which were considered in production analysis. In order to have a clear understanding of the cost function, it is important for a businessman to understand various concepts of costs.

2.0 COST CONCEPTS

Accounting Costs and Economic costs: An entrepreneur has to pay price for the factors of production which he employs for production. He thus pays wages to workers employed, prices for the raw materials, fuel and power used, rent for the building he hires and interest on the money borrowed for doing business. All these are included in his cost of production and are termed as accounting costs. Accounting costs relate to those costs which involve cash payments by the entrepreneur of the firm. Thus, accounting costs are explicit costs and

includes all the payments and charges made by the entrepreneur to the suppliers of various productive factors. Accounting costs are expenses already incurred by the firm. Accountants record these in the financial statements of the firm.

However, it generally happens that an entrepreneur invests a certain amount of capital in his business. If the capital invested by the entrepreneur in his business had been invested elsewhere, it would have earned a certain amount of interest or dividend. Moreover, an entrepreneur may devote his time to his own work of production and contributes his entrepreneurial and managerial ability to do business. Had he not set up his own business, he would have sold his services to others for some positive amount of money. Accounting costs do not include these costs. These costs form part of economic cost. Thus, economic costs include: (1) the normal return on money capital invested by the entrepreneur himself in his own business; (2) the wages or salary not paid to the entrepreneur, but could have been earned if the services had been sold somewhere else. Likewise, the monetary rewards for all factors owned by the entrepreneur himself and employed by him in his own business are also considered a part of economic costs. Economic costs take into account these accounting costs; in addition, they also take into account the amount of money the entrepreneur could have earned if he had invested his money and sold his own services and other factors in the next best alternative uses. Accounting costs are also called explicit costs whereas the cost of factors owned by the entrepreneur himself and employed in his own business is called implicit costs. Thus, economic costs include both accounting costs and implicit costs. Therefore, economic costs are useful for businessmen while making decisions.

The concept of economic cost is important because an entrepreneur must cover his economic cost if he wants to earn normal profits. Normal profit is part of implicit costs. If the total revenue received by an entrepreneur just covers both implicit and explicit costs, then he has zero economic profits. Super normal profits or positive economic profits (abnormal profits) are over and above these normal profits. In other words, an entrepreneur is said to be earning positive economic profits (abnormal profits) only when his revenues are greater than the sum of his explicit costs and implicit costs.

Outlay costs and Opportunity costs: Outlay costs involve actual expenditure of funds on, say, wages, materials, rent, interest, etc. Opportunity cost, on the other hand, is concerned with the cost of the next best alternative opportunity which was foregone in order to pursue a certain action. It is the cost of the missed opportunity and involves a comparison between the policy that was chosen and the policy that was rejected. For example, the opportunity cost of using capital is the interest that it can earn in the next best use with equal risk.

A distinction between outlay costs and opportunity costs can be drawn on the basis of the nature of the sacrifice. Outlay costs involve financial expenditure at some point of time and hence are recorded in the books of account. Opportunity cost is the amount or subjective

value that is foregone in choosing one activity over the next best alternative. It relates to sacrificed alternatives; it is, in general not recorded in the books of account.

The opportunity cost concept is generally very useful for business managers and therefore it has to be considered whenever resources are scarce and a decision involving choice of one option over other(s) is involved. e.g., in a cloth mill which spins its own yarn, the opportunity cost of yarn to the weaving department is the price at which the yarn could be sold. This has to be considered while measuring profitability of the weaving operations.

In long-term cost calculations also opportunity cost is a useful concept e.g., while calculating the cost of higher education, it is not the tuition fee and cost of books alone that are relevant. One should also take into account the earnings foregone, other foregone uses of money which is paid as tuition fees and the value of missed activities etc. as the cost of attending classes.

Direct or Traceable costs and Indirect or Non-Traceable costs: Direct costs are those which have direct relationship with a component of operation like manufacturing a product, organizing a process or an activity etc. Since such costs are directly related to a product, process or machine, they may vary according to the changes occurring in these. Direct costs are costs that are readily identified and are traceable to a particular product, operation or plant. Even overhead costs can be direct as to a department; manufacturing costs can be direct to a product line, sales territory, customer class etc. We must know the purpose of cost calculation before considering whether a cost is direct or indirect.

Indirect costs are those which are not easily and definitely identifiable in relation to a plant, product, process or department. Therefore, such costs are not visibly traceable to specific goods, services, operations, etc.; but are nevertheless charged to different jobs or products in standard accounting practice. The economic importance of these costs is that these, even though not directly traceable to a product, may bear some functional relationship to production and may vary with output in some definite way. Examples of such costs are electric power and common costs incurred for general operation of business benefiting all products jointly.

Incremental costs and Sunk costs: Theoretically, incremental costs are related to the concept of marginal cost. Incremental cost refers to the additional cost incurred by a firm as result of a business decision. For example, incremental costs will have to be incurred by a firm when it makes a decision to change its product line, replace worn out machinery, buy a new production facility or acquire a new set of clients. Sunk costs refer to those costs which are already incurred once and for all and cannot be recovered. They are based on past commitments and cannot be revised or reversed if the firm wishes to do so. Examples of sunk costs are expenses incurred on advertising, R& D, specialised equipments and fixed

facilities such as railway lines. Sunk costs act as an important barrier to entry of firms into business.

Historical costs and Replacement costs: Historical cost refers to the cost incurred in the past on the acquisition of a productive asset such as machinery, building etc. Replacement cost is the money expenditure that has to be incurred for replacing an old asset. Instability in prices make these two costs differ. Other things remaining the same, an increase in price will make replacement costs higher than historical cost.

Private costs and Social costs: Private costs are costs actually incurred or provided for by firms and are either explicit or implicit. They normally figure in business decisions as they form part of total cost and are internalised by the firm. Social cost, on the other hand, refers to the total cost borne by the society on account of a business activity and includes private cost and external cost. It includes the cost of resources for which the firm is not required to pay price such as atmosphere, rivers, roadways etc. and the cost in terms of dis-utility created such as air, water and environment pollution.

Fixed and Variable costs: Fixed or constant costs are not a function of output; they do not vary with output upto a certain level of activity. These costs require a fixed expenditure of funds irrespective of the level of output, e.g., rent, property taxes, interest on loans and depreciation when taken as a function of time and not of output. However, these costs vary with the size of the plant and are a function of capacity. Therefore, fixed costs do not vary with the volume of output within a capacity level.

Fixed costs cannot be avoided. These costs are fixed so long as operations are going on. They can be avoided only when the operations are completely closed down. These are, by their very nature, inescapable or uncontrollable costs. But, there are some costs which will continue even after the operations are suspended, as for example, for storing of old machines which cannot be sold in the market. These are called shut down costs. Some of the fixed costs such as costs of advertising, etc. are programmed fixed costs or discretionary expenses, because they depend upon the discretion of management whether to spend on these services or not.

Variable costs are costs that are a function of output in the production period. For example, wages of casual labourers and cost of raw materials and cost of all other inputs that vary with output are variable costs. Variable costs vary directly and sometimes proportionately with output. Over certain ranges of production, they may vary less or more than proportionately depending on the utilization of fixed facilities and resources during the production process.

2.1 COST FUNCTION

Cost function refers to the mathematical relation between cost of a product and the various determinants of costs. In a cost function, the dependent variable is unit cost or total cost and the independent variables are the price of a factor, the size of the output or any other relevant phenomenon which has a bearing on cost, such as technology, level of capacity utilization, efficiency and time period under consideration. Cost function is a function which is obtained from production function and the market supply of inputs. It expresses the relationship between costs and output. Cost functions are derived from actual cost data of the firms and are presented through cost curves. The shape of the cost curves depends upon the cost function. Cost functions are of two kinds: They are short-run cost functions and long-run cost functions.

2.2 SHORT RUN TOTAL COSTS

Total, fixed and variable costs: There are some factors which can be easily adjusted with changes in the level of output. A firm can readily employ more workers if it has to increase output. Similarly, it can purchase more raw materials if it has to expand production. Such factors which can be easily varied with a change in the level of output are called variable factors. On the other hand, there are some factors such as building, capital equipment, or top management team which cannot be so easily varied. It requires comparatively longer time to make changes in them. It takes time to install new machinery. Similarly, it takes time to build a new factory. Such factors which cannot be readily varied and require a longer period to adjust are called fixed factors.

Corresponding to the distinction between variable and fixed factors, we distinguish between short run and long run periods of time. Short run is a period of time in which output can be increased or decreased by changing only the amount of variable factors such as, labour, raw materials, etc. In the short run, quantities of fixed factors cannot be varied in accordance with changes in output. If the firm wants to increase output in the short run, it can do so only by increasing the variable factors, i.e., by using more labour and/or by buying more raw materials. Thus, short run is a period of time in which only variable factors can be varied, while the quantities of fixed factors remain unaltered. On the other hand, long run is a period of time in which the quantities of all factors may be varied. In other words, all factors become variable in the long run.

Thus, we find that fixed costs are those costs which are independent of output, i.e., they do not change with changes in output. These costs are a "fixed amount" which is incurred by a firm in the short run, whether the output is small or large. Even if the firm closes down for

some time in the short run but remains in business, these costs have to be borne by it. Fixed costs include such charges as contractual rent, insurance fee, maintenance cost, property taxes, interest on capital employed, managers' salary, watchman's wages etc. The fixed cost curve is presented in figure 5.

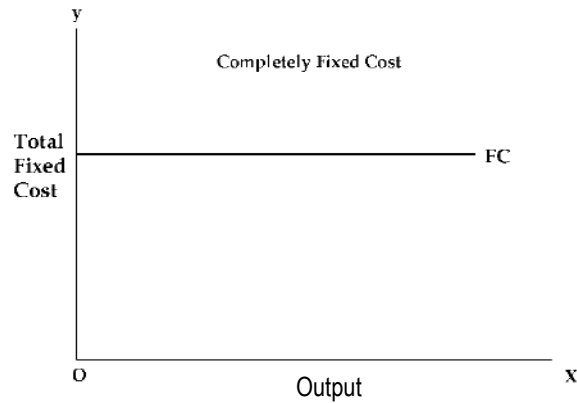


Fig. 5 : Completely Fixed Cost

Variable costs, on the other hand are those costs which change with changes in output. These costs include payments such as wages of casual labour employed, prices of raw material, fuel and power used, transportation cost etc. If a firm shuts down for a short period, it may not use the variable factors of production and therefore, will not therefore incur any variable cost. Figure 6 presents completely variable cost curve drawn under the assumption that variable costs change linearly with changes in output.

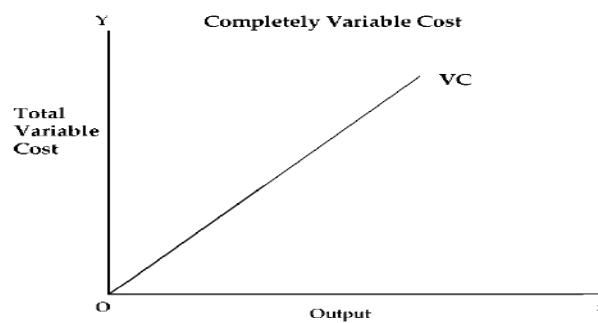


Fig. 6 : Completely Variable Cost

There are some costs which are neither perfectly variable, nor absolutely fixed in relation to the changes in the size of output. They are known as semi-variable costs. It is well reflected in the Fig. 7. Example: Electricity charges include both a fixed charge and a charge based on consumption.

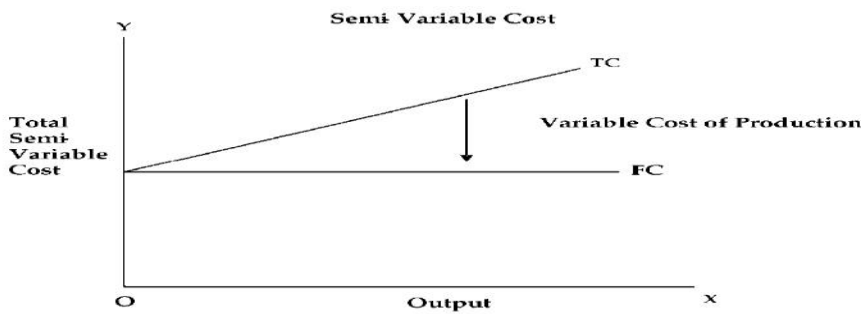


Fig. 7: Semi Variable Cost

There are some costs which may increase in a stair-step fashion, i.e., they remain fixed over certain range of output; but suddenly jump to a new higher level when output goes beyond a given limit. E.g. Costs incurred towards the salary of foremen will have a sudden jump if another foreman is appointed when the output crosses a particular limit.

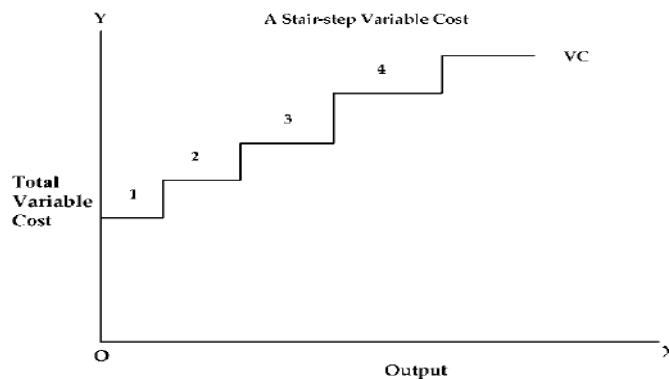


Fig. 8: A Stair-step Variable Cost

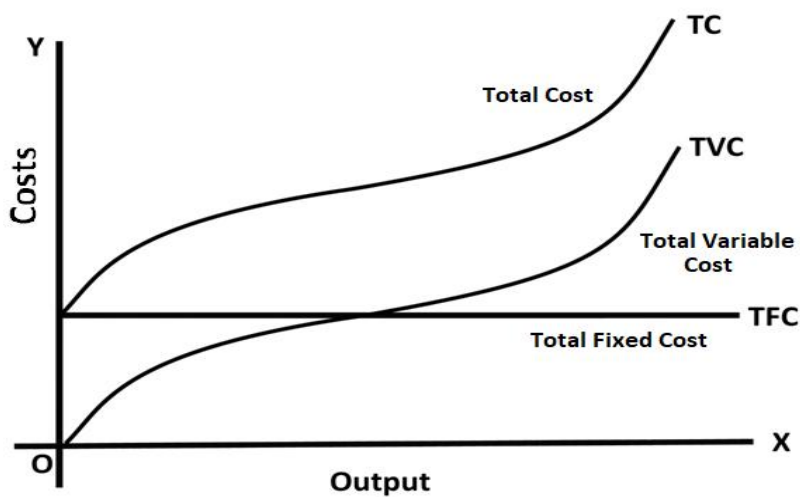


Fig. 9: Short run Total Cost Curves

The total cost of a business is defined as the actual cost that must be incurred for producing a given quantity of output. The short run total cost is composed of two major elements namely, total fixed cost and total variable cost. Symbolically $TC = TFC + TVC$. We may represent total cost, total variable cost and fixed cost diagrammatically.

In the diagram above, the total fixed cost curve (TFC) is a horizontal straight line parallel to X-axis as TFC remains fixed for the whole range of output. This curve starts from a point on the Y-axis meaning thereby that fixed costs will be incurred even if the output is zero. On the other hand, the total variable cost curve rises upward indicating that as output increases, total variable cost increases. The total variable cost curve starts from the origin because variable costs are zero when the output is zero. It should be noted that the total variable cost initially increases at a decreasing rate and then at an increasing rate with increases in output. This pattern of change in the TVC occurs due to the operation of the law of increasing and diminishing returns to the variable inputs. Due to the operation of diminishing returns, as output increases, larger quantities of variable inputs are required to produce the same quantity of output. Consequently, variable cost curve is steeper at higher levels of output. The total cost curve has been obtained by adding vertically the total fixed cost curve and the total variable cost curve. The slopes of TC and TVC are the same at every level of output and at each point the two curves have vertical distance equal to total fixed cost. Its position reflects the amount of fixed costs and its slope reflects variable costs.

Short run average costs

Average fixed cost (AFC): AFC is obtained by dividing the total fixed cost by the number of units of output produced. i.e. $AFC = \frac{TFC}{Q}$ where Q is the number of units produced. Thus, average fixed cost is the fixed cost

per unit of output. For example, if a firm is producing with a total fixed cost of ₹ 2,000/-. When output is 100 units, the average fixed cost will be ₹ 20. And now, if the output increases to 200 units, average fixed cost will be ₹ 10. Since total fixed cost is a constant amount, average fixed cost will steadily fall as output increases. Therefore, if we draw an average fixed cost curve, it will slope downwards throughout its length but will not touch the X-axis as AFC cannot be zero. (Fig. 10)

Average variable cost (AVC): Average variable cost is found out by dividing the total variable cost by the number of units of output produced, i.e. $AVC = \frac{TVC}{Q}$ where Q is the number of units produced. Thus, average variable cost is the variable cost per unit of output. Average variable cost normally falls as output increases from zero to normal capacity output due to occurrence of increasing returns to variable factors. But beyond the normal capacity

output, average variable cost will rise steeply because of the operation of diminishing returns (the concepts of increasing returns and diminishing returns have already been discussed earlier). If we draw an average variable cost curve, it will first fall, then reach a minimum and then rise. (Fig. 10)

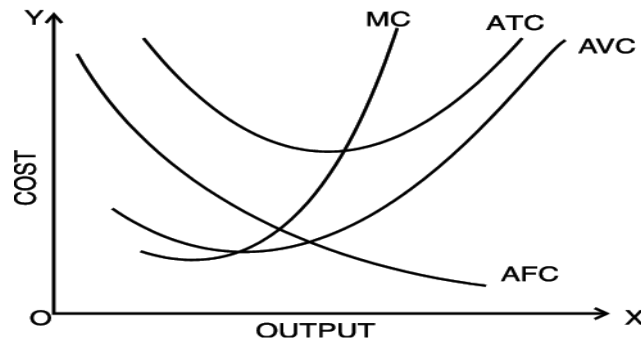


Fig. 10: Short run Average and Marginal Cost Curves

Average total cost (ATC): Average total cost is the sum of average variable cost and average fixed cost. i.e., $ATC = AFC + AVC$. It is the total cost divided by the number of units produced, i.e. $ATC = TC/Q$. The behaviour of average total cost curve depends upon the behaviour of the average variable cost curve and the average fixed cost curve. In the beginning, both AVC and AFC curves fall, therefore, the ATC curve will also fall sharply. When AVC curve begins to rise, but AFC curve still falls steeply, ATC curve continues to fall. This is because, during this stage, the fall in AFC curve is greater than the rise in the AVC curve, but as output increases further, there is a sharp rise in AVC which more than offsets the fall in AFC. Therefore, ATC curve first falls, reaches its minimum and then rises. Thus, the average total cost curve is a "U" shaped curve. (Fig. 10)

Marginal cost: Marginal cost is the addition made to the total cost by the production of an additional unit of output. In other words, it is the total cost of producing t units instead of $t-1$ units, where t is any given number. For example, if we are producing 5 units at a cost of ₹ 200 and now suppose the 6th unit is produced and the total cost is ₹ 250, then the marginal cost is ₹ 250 - 200 i.e., ₹ 50. And marginal cost will be ₹ 24, if 10 units are produced at a total cost of ₹ 320 $[(320-200) / (10-5)]$. It is to be noted that marginal cost is independent of fixed cost. This is because fixed costs do not change with output. It is only the variable costs which change with a change in the level of output in the short run. Therefore, marginal cost is in fact due to the changes in variable costs. Symbolically marginal cost may be written as:

$$MC = \frac{\Delta TC}{\Delta Q}$$

ΔTC = Change in Total cost

ΔQ = Change in Output

or

$$MC_n = TC_n - TC_{n-1}$$

Marginal cost curve falls as output increases in the beginning. It starts rising after a certain level of output. This happens because of the influence of the law of variable proportions. The MC curve becomes minimum corresponding to the point of inflexion on the total cost curve. The fact that marginal product rises first, reaches a maximum and then declines ensures that the marginal cost curve of a firm declines first, reaches its minimum and then rises. In other words marginal cost curve of a firm is "U" shaped (see Figure 10).

The behaviour of these costs has also been shown in Table 3.

Table 3 : Various Costs

Units of output	Total fixed cost	Total variable cost	Total cost	Average fixed cost	Average variable cost	Average total cost	Marginal cost
0	1000	0	1000	-	-	-	-
1	1000	50	1050	1000.00	50.00	1050.00	50
2	1000	90	1090	500.00	45.00	545.00	40
3	1000	140	1140	333.33	46.67	380.00	50
4	1000	196	1196	250.00	49.00	299.00	56
5	1000	255	1255	200.00	51.00	251.00	59
6	1000	325	1325	166.67	54.17	220.83	70
7	1000	400	1400	142.86	57.14	200.00	75
8	1000	480	1480	125.00	60.00	185.00	80
9	1000	570	1570	111.11	63.33	174.44	90
10	1000	670	1670	100.00	67.00	167.00	100
11	1000	780	1780	90.91	70.91	161.82	110
12	1000	1080	2080	83.33	90.00	173.33	300

The above table shows that:

- (i) Fixed costs do not change with increase in output upto a given level. Average fixed cost, therefore, comes down with every increase in output.
- (ii) Variable costs increase, but not necessarily in the same proportion as the increase in output. In the above case, average variable cost comes down gradually till 4 units are produced. Thereafter it starts increasing.

- (iii) Marginal cost is the additional cost divided by the additional units produced. This also comes down first and then starts increasing.

Relationship between Average Cost and Marginal Cost: The relationship between marginal cost and average cost is the same as that between any other marginal-average quantities. The following are the points of relationship between the two.

- (1) When average cost falls as a result of an increase in output, marginal cost is less than average cost.
- (2) When average cost rises as a result of an increase in output, marginal cost is more than average cost.
- (3) When average cost is minimum, marginal cost is equal to the average cost. In other words, marginal cost curve cuts average cost curve at its minimum point (i.e. optimum point).

Figure 10 confirms the above points of relationship.

2.3 LONG RUN AVERAGE COST CURVE

As stated above, long run is a period of time during which the firm can vary all of its inputs; unlike short run in which some inputs are fixed and others are variable. In other words, whereas in the short run the firm is tied with a given plant, in the long run the firm can build any size or scale of plant and therefore, can move from one plant to another; it can acquire a big plant if it wants to increase its output and a small plant if it wants to reduce its output. The long run being a planning horizon, the firm plans ahead to build the most appropriate scale of plant to produce the future level of output. It should be kept in mind that once the firm has built a particular scale of plant, its production takes place in the short run. Briefly put, the firm actually operates in the short run and plans for the long run. Long run cost of production is the least possible cost of producing any given level of output when all individual factors are variable. A long run cost curve depicts the functional relationship between output and the long run cost of production.

In order to understand how the long run average cost curve is derived, we consider three short run average cost curves as shown in Figure 11. These short run average cost curves (SACs) are also called 'plant curves'. In the short run, the firm can be operating on any short run average cost curve, given the size of the plant. Suppose that there are the only three plants which are technically possible. Given the size of the plant, the firm will be increasing or decreasing its output by changing the amount of the variable inputs. But in the long run, the firm chooses among the three possible sizes of plants as depicted by short run average cost curves (SAC_1 , SAC_2 , and SAC_3). In the long run, the firm will examine with which size of plant

or on which short run average cost curve it should operate to produce a given level of output, so that the total cost is minimum. It will be seen from the diagram that up to OB amount of output, the firm will operate on the SAC_1 , though it could also produce with SAC_2 . Up to OB amount of output, the production on SAC_1 results in lower cost than on SAC_2 . For example, if the level of output OA is produced with SAC_1 , it will cost AL per unit and if it is produced with SAC_2 it will cost AH and we can see that AH is more than AL. Similarly, if the firm plans to produce an output which is larger than OB but less than OD, then it will not be economical to produce on SAC_1 . For this, the firm will have to use SAC_2 . Similarly, the firm will use SAC_3 for output larger than OD. It is thus clear that, in the long run, the firm has a choice in the employment of plant and it will employ that plant which yields minimum possible unit cost for producing a given output.

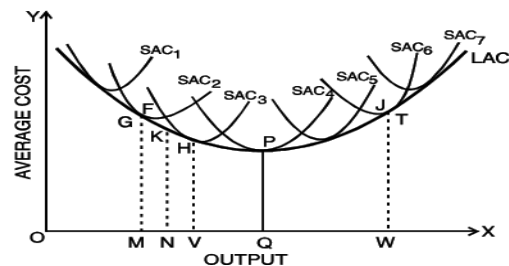
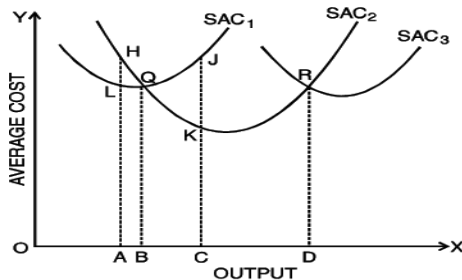


Fig. 11: Short Run Average Cost Curves **Fig. 12: Long Run Average Cost Curves**

Suppose, the firm has a choice so that a plant can be varied by infinitely small gradations so that there are infinite number of plants corresponding to which there are numerous average cost curves. In such a case the long run average cost curve will be a smooth curve enveloping all these short run average cost curves.

As shown in Figure 12, the long run average cost curve is so drawn as to be tangent to each of the short run average cost curves. Every point on the long run average cost curve will be a tangency point with some short run AC curve. If a firm desires to produce any particular output, it then builds a corresponding plant and operates on the corresponding short run average cost curve. As shown in the figure, for producing OM, the corresponding point on the LAC curve is G and the short run average cost curve SAC_2 is tangent to the long run AC at this point. Thus, if a firm desires to produce output OM, the firm will construct a plant corresponding to SAC_2 and will operate on this curve at point G. Similarly, the firm will produce other levels of output choosing the plant which suits its requirements of lowest possible cost of production. It is clear from the figure that larger output can be produced at the lowest cost with larger plant whereas smaller output can be produced at the lowest cost with smaller plants. For example, to produce OM, the firm will be using SAC_2 only; if it uses SAC_3 , it will result in higher unit cost than SAC_2 . But, larger output OV can be produced most economically with a larger plant represented by the SAC_3 . If we produce OV with a smaller

plant, it will result in higher cost per unit. Similarly, if we produce larger output with a smaller plant it will involve higher costs because of its limited capacity.

It is to be noted that LAC curve is not tangent to the minimum points of the SAC curves. When the LAC curve is declining, it is tangent to the falling portions of the short run cost curves and when the LAC curve is rising, it is tangent to the rising portions of the short run cost curves. Thus, for producing output less than "OQ" at the lowest possible unit cost, the firm will construct the relevant plant and operate it at less than its full capacity, i.e., at less than its minimum average cost of production. On the other hand, for outputs larger than OQ the firm will construct a plant and operate it beyond its optimum capacity. "OQ" is the optimum output. This is because "OQ" is being produced at the minimum point of LAC and corresponding SAC i.e., SAC₄. Other plants are either used at less than their full capacity or more than their full capacity. Only SAC₄ is being operated at the minimum point.

The long run average cost curve is often called as 'planning curve' because a firm plans to produce any output in the long run by choosing a plant on the long run average cost curve corresponding to the given output. The long run average cost curve helps the firm in the choice of the size of the plant for producing a specific output at the least possible cost.

Explanation of the "U" shape of the long run average cost curve: As has been seen in the diagram LAC curve is a "U" shaped curve. This shape of LAC curve has nothing to do with the U shaped SAC which is due to variable factor ratio because in the long run all factors are variable. U shaped LAC arises due to returns to scale. As discussed earlier, when the firm expands, returns to scale increase. After a range of constant returns to scale, the returns to scale finally decrease. On the same line, the LAC curve first declines and then finally rises. Increasing returns to scale cause fall in the long run average cost and decreasing returns to scale result in rise in long run average cost. Falling long run average cost and increasing economies of scale result from internal and external economies of scale and rising long run average cost and diminishing returns to scale result from internal and external diseconomies of scale. (Economies of scale will be discussed in the next section.)

The long run average cost curve initially falls with increase in output and after a certain point it rises making a boat shape. The long-run average cost (LAC) curve is also called the planning curve of the firm as it helps in choosing an appropriate a plant on the decided level of output. The long-run average cost curve is also called "Envelope curve", because it envelopes or supports a family of short run average cost curves from below.

The above figure depicting long-run average cost curve is arrived at on the basis of traditional economic analysis. It is flattened 'U' shaped. This type of curve could exist only when the state of technology remains constant. But, empirical evidence shows modern firms face 'L-shaped' cost curve over a considerable quantity of output. The L-shaped long run cost curve implies that initially when the output is increased due to increase in the size of

plant (and associated variable factors), per unit cost falls rapidly due to economies of scale. The long-run average cost curve does not increase even after a sufficiently large scale of output as it continues to enjoy economies of scale.

2.4 ECONOMIES AND DISECONOMIES OF SCALE

The Scale of Production

Production on a large scale is a very important feature of modern industrial society. As a consequence, the size of business undertakings has greatly increased. Large-scale production offers certain advantages which help in reducing the cost of production. Economies arising out of large-scale production can be grouped into two categories; viz., internal economies and external economies. Internal economies are those economies of production which accrue to the firm when it expands its output, so that the cost of production would come down considerably and place the firm in a better position to compete in the market effectively. Internal economies arise purely due to endogenous factors relating to efficiency of the entrepreneur or his managerial talents or the type of machinery used or the marketing strategy adopted. These economies arise within the firm and are available exclusively to the expanding firm. On the other hand, external economies are the benefits accruing to each member firm of the industry as a result of expansion of the industry.

Internal Economies and Diseconomies: We saw that returns to scale increase in the initial stages and after remaining constant for a while, they decrease. The question arises as to why we get increasing returns to scale due to which cost falls and why after a certain point we get decreasing returns to scale due to which cost rises. The answer is that initially a firm enjoys internal economies of scale and beyond a certain limit it suffers from internal diseconomies of scale. Internal economies and diseconomies are of the following main kinds:

- (i) **Technical economies and diseconomies:** Large-scale production is associated with economies of superior techniques. As the firm increases its scale of operations, it becomes possible to use more specialised and efficient form of all factors, specially capital equipment and machinery. For producing higher levels of output, there is generally available a more efficient machinery which when employed to produce a large output yields a lower cost per unit of output. The firm is able to take advantage of composite technology whereby the whole process of production of a commodity is done as one composite unit. Secondly, when the scale of production is increased and the amount of labour and other factors become larger, introduction of greater degree of division of labour and specialisation becomes possible and as a result cost

per unit declines. There are some advantages available to a large firm on account of performance of a number of linked processes. The firm can reduce the inconvenience and costs associated with the dependence on other firms by undertaking various processes from the input supply stage to the final output stage.

However, beyond a certain point, a firm experiences net diseconomies of scale. This happens because when the firm has reached a size large enough to allow utilisation of almost all the possibilities of division of labour and employment of more efficient machinery, further increase in the size of the plant will bring about high long-run cost because of difficulties of management. When the scale of operations becomes too large, it becomes difficult for the management to exercise control and to bring about proper coordination.

- (ii) **Managerial economies and diseconomies:** Managerial economies refer to reduction in managerial costs. When output increases, specialisation and division of labour can be applied to management. It becomes possible to divide its management into specialised departments under specialised personnel, such as production manager, sales manager, finance manager etc. If the scale of production increases further, each department can be further sub-divided; for e.g. sales can be split into separate sections such as for advertising, exports and customer service. Since individual activities come under the supervision of specialists, management's efficiency and productivity will greatly improve. Decentralisation of decision making and mechanisation of managerial functions further enhance the efficiency and productivity of managers. Thus, specialisation of management enables large firms to achieve reduction in managerial costs.

However, as the scale of production increases beyond a certain limit, managerial diseconomies set in. Communication at different levels such as between the managers and labourers and among the managers become difficult resulting in delays in decision making and implementation of decisions already made. Management finds it difficult to exercise control and to bring in coordination among its various departments. The managerial structure becomes more complex and is affected by greater bureaucracy, red tapism, lengthening of communication lines and so on. All these affect the efficiency and productivity of management and that of the firm itself.

- (iii) **Commercial economies and diseconomies:** Production of large volumes of goods requires large amount of materials and components. A large firm is able to place bulk orders for materials and components and enjoy lower prices for them. Economies can also be achieved in marketing of the product. If the sales staff is not being worked to full capacity, additional output can be sold at little or no extra cost. Moreover, large

firms can benefit from economies of advertising. As the scale of production increases, advertising costs per unit of output fall. In addition, a large firm may also be able to sell its by-products or process it profitably; something which might be unprofitable for a small firm. There are also economies associated with transport and storage.

These economies become diseconomies after an optimum scale. For example, advertisement expenditure and other marketing overheads will increase more than proportionately after the optimum scale.

- (iv) **Financial economies and diseconomies:** A large firm has advantages over small firms in matters related to procurement of finance for its business activities. It can, for instance, offer better security to bankers and avail of advances with greater ease. On account of the goodwill enjoyed by large firms, investors have greater confidence in them and therefore would prefer their shares which can be readily sold on the stock exchange. A large firm can thus raise capital at lower cost.

However, these costs of raising finance will rise more than proportionately after the optimum scale of production. This may happen because of relatively greater dependence on external finances.

- (v) **Risk bearing economies and diseconomies:** It is said that a large business with diverse and multi-production capability is in a better position to withstand economic ups and downs, and therefore, enjoys economies of risk bearing. However, risk may increase if diversification, instead of giving a cover to economic disturbances, increases these.

External Economies and Diseconomies: Internal economies are economies enjoyed by a firm on account of use of greater degree of division of labour and specialised machinery at higher levels of output. They are internal in the sense that they accrue to the firm due to its own efforts. Besides internal economies, there are external economies which are very important for a firm. External economies and diseconomies are those economies and diseconomies which accrue to firms as a result of expansion in the output of the whole industry and they are not dependent on the output level of individual firms. They are external in the sense that they accrue to firms not out of their internal situation but from outside i.e. due to expansion of the industry. These are available to one or more of the firms in the form of:

1. **Cheaper raw materials and capital equipment:** The expansion of an industry may result in exploration of new and cheaper sources of raw material, machinery and other types of capital equipments. Expansion of an industry results in greater demand for various kinds of materials and capital equipments required by it. The firm

can procure these on a large scale at competitive prices from other industries. This reduces their cost of production and consequently the prices of their output.

2. **Technological external economies:** When the whole industry expands, it may result in the discovery of new technical knowledge and in accordance with that, the use of improved and better machinery and processes than before. This will change the technical co-efficient of production and enhance productivity of firms in the industry and reduce their cost of production.
3. **Development of skilled labour:** When an industry expands in an area, the labourers in that area are well accustomed with the different productive processes and tend to learn a good deal from experience. As a result, with the growth of an industry in an area, a pool of trained labour is developed which has a favourable effect on the level of productivity and cost of the firms in that industry.
4. **Growth of ancillary industries:** Expansion of industry encourages the growth of a number of ancillary industries which specialise in the production and supply of raw materials, tools, machinery, components, repair services etc. Input prices go down in a competitive market and the benefits of it accrue to all firms in the form of reduction in cost of production. Likewise, new units may come up for processing or recycling of the waste products of the industry. This will tend to reduce the cost of production in general.
5. **Better transportation and marketing facilities:** The expansion of an industry resulting from entry of new firms may make possible the development of an efficient transportation and marketing network. These will greatly reduce the cost of production of the firms by avoiding the need for establishing and running these services by themselves. Similarly, communication systems may get modernised resulting in better and speedy information dissemination.
6. **Economies of Information:** Necessary information regarding technology, labour, prices and products may be easily and cheaply made available to the firms on account of publication of information booklets and bulletins by industry associations or by governments in public interest.

However, external economies may cease if there are certain disadvantages which may neutralise the advantages of expansion of an industry. We call them external diseconomies. External diseconomies are disadvantages that originate outside the firm, especially in the input markets. An example of external diseconomies is rise in various factor prices. When an industry expands the requirement of various factors of production, such as raw materials, capital goods, skilled labour etc increases. Increasing demand for inputs puts pressure on the input markets. This may result in an increase in the prices of factors of production,

especially when they are short in supply. Moreover, too many firms in an industry at one place may also result in higher transportation cost, marketing cost and high pollution control cost. The government may also, through its location policy, prohibit or restrict the expansion of an industry at a particular place.

SUMMARY

- ◆ Cost analysis refers to the study of behaviour of cost in relation to one or more production criteria. It is concerned with the financial aspects of production.
 - Accounting costs are explicit costs and includes all the payments and charges made by the entrepreneur to the suppliers of various productive factors.
 - Economic costs take into account explicit costs as well as implicit costs. A firm has to cover its economic cost if it wants to earn normal profits.
 - Outlay costs involve actual expenditure of funds.
 - Opportunity cost is concerned with the cost of the next best alternative opportunity which was foregone in order to pursue a certain action.
 - Direct costs are those which have direct relationship with a component of operation. They are readily identified and are traceable to a particular product, operation or plant.
 - Indirect costs are those which cannot be easily and definitely identifiable in relation to a plant, product, process or department. They not visibly traceable to any specific goods, services, processes, departments or operations.
 - Incremental cost refers to the additional cost incurred by a firm as a result of a business decision.
 - Sunk costs are already incurred once and for all, and cannot be recovered.
 - Historical cost refers to the cost incurred in the past on the acquisition of a productive asset.
 - Replacement cost is the money expenditure that has to be incurred for replacing an old asset.
 - Private costs are costs actually incurred or provided for by firms and are either explicit or implicit.
 - Social cost, on the other hand, refers to the total cost borne by the society on account of a business activity and includes private cost and external cost.

- ◆ The cost function refers to the mathematical relation between cost and the various determinants of cost. It expresses the relationship between cost and output.
- ◆ Economists are generally interested in two types of cost functions; the short run cost function and the long run cost function.
- ◆ **Short-run cost functions are**
 - Fixed or constant costs which are not a function of output. These are inescapable or uncontrollable.
 - Variable costs are a function of output in the production period.
 - Short run is a period of time in which output can be increased or decreased by changing only the amount of variable factors such as, labour, raw material, etc.
 - Long run is a period of time in which the quantities of all factors may be varied. In other words, all factors become variable in the long run.
 - Semi-variable costs are neither perfectly variable, nor absolutely fixed in relation to the changes in the size of output.
 - Stair-step costs remain fixed over certain range of output; but suddenly jump to a new higher level when output goes beyond a given limit.
 - Total cost of a business is defined as the actual cost that must be incurred for producing a given quantity of output.
 - AFC is obtained by dividing the total fixed cost by the number of units of output produced.
 - Average variable cost is found out by dividing the total variable cost by the number of units of output produced.
 - Average total cost is the sum of average fixed cost and average variable cost.
 - Marginal cost is the addition made to the total cost by the production of an additional unit of output.
- ◆ Long run cost of production is the least possible cost of producing any given level of output when all individual factors are variable.
 - A long run cost curve depicts the functional relationship between output and the long run cost of production.
 - The long run average cost curve, often called a planning curve, is so drawn as to be tangent to each of the short run average cost curves.

- LAC curve is not tangent to the minimum points of the SAC curves.
- Empirical evidence shows that the state of technology changes in the long-run. Therefore, modern firms face 'L-shaped' cost curve over a considerable quantity of output.
- ◆ Economies of scale are of two kinds - external economies of scale and internal economies of scale.
 - External economies of scale accrue to a firm due to factors which are external to a firm.
 - Internal economies of scale accrue to a firm when it engages in large scale production.
 - Increase in scale, beyond the optimum level, results in diseconomies of scale.

TEST YOUR KNOWLEDGE

Multiple Choice Questions

1. Which of the following is considered production in Economics?
 - (a) Tilling of soil.
 - (b) Singing a song before friends.
 - (c) Preventing a child from falling into a manhole on the road.
 - (d) Painting a picture for pleasure.
2. Identify the correct statement:
 - (a) The average product is at its maximum when marginal product is equal to average product.
 - (b) The law of increasing returns to scale relates to the effect of changes in factor proportions.
 - (c) Economies of scale arise only because of indivisibilities of factor proportions.
 - (d) Internal economies of scale can accrue when industry expands beyond optimum.
3. Which of the following is not a characteristic of land?
 - (a) Its supply for the economy is limited.
 - (b) It is immobile.

- (c) *Its usefulness depends on human efforts.*
- (d) *It is produced by our forefathers.*
4. *Which of the following statements is true?*
- (a) *Accumulation of capital depends solely on income of individuals.*
- (b) *Savings can be influenced by government policies.*
- (c) *External economies go with size and internal economies with location.*
- (d) *The supply curve of labour is an upward slopping curve.*
5. *In the production of wheat, all of the following are variable factors that are used by the farmer except:*
- (a) *the seed and fertilizer used when the crop is planted.*
- (b) *the field that has been cleared of trees and in which the crop is planted.*
- (c) *the tractor used by the farmer in planting and cultivating not only wheat but also corn and barley.*
- (d) *the number of hours that the farmer spends in cultivating the wheat fields.*
6. *The marginal product of a variable input is best described as:*
- (a) *total product divided by the number of units of variable input.*
- (b) *the additional output resulting from a one unit increase in the variable input.*
- (c) *the additional output resulting from a one unit increase in both the variable and fixed inputs.*
- (d) *the ratio of the amount of the variable input that is being used to the amount of the fixed input that is being used.*
7. *Diminishing marginal returns implies:*
- (a) *decreasing average variable costs.*
- (b) *decreasing marginal costs.*
- (c) *increasing marginal costs.*
- (d) *decreasing average fixed costs.*
8. *The short run, as economists use the phrase, is characterized by:*
- (a) *at least one fixed factor of production and firms neither leaving nor entering the industry.*
- (b) *generally a period which is shorter than one year.*

- (c) all factors of production are fixed and no variable inputs.
- (d) all inputs are variable and production is done in less than one year.
9. The marginal, average, and total product curves encountered by the firm producing in the short run exhibit all of the following relationships except:
- (a) when total product is rising, average and marginal product may be either rising or falling.
- (b) when marginal product is negative, total product and average product are falling.
- (c) when average product is at a maximum, marginal product equals average product, and total product is rising.
- (d) when marginal product is at a maximum, average product equals marginal product, and total product is rising.
10. To economists, the main difference between the short run and the long run is that:
- (a) In the short run all inputs are fixed, while in the long run all inputs are variable.
- (b) In the short run the firm varies all of its inputs to find the least-cost combination of inputs.
- (c) In the short run, at least one of the firm's input levels is fixed.
- (d) In the long run, the firm is making a constrained decision about how to use existing plant and equipment efficiently.
11. Which of the following is the best definition of "production function"?
- (a) The relationship between market price and quantity supplied.
- (b) The relationship between the firm's total revenue and the cost of production.
- (c) The relationship between the quantities of inputs needed to produce a given level of output.
- (d) The relationship between the quantity of inputs and the firm's marginal cost of production.
12. The "law of diminishing returns" applies to:
- (a) the short run, but not the long run.
- (b) the long run, but not the short run.
- (c) both the short run and the long run.
- (d) neither the short run nor the long run.

13. *Diminishing returns occur:*

- (a) *when units of a variable input are added to a fixed input and total product falls.*
- (b) *when units of a variable input are added to a fixed input and marginal product falls.*
- (c) *when the size of the plant is increased in the long run.*
- (d) *when the quantity of the fixed input is increased and returns to the variable input falls.*

Use the following information to answer questions 14-16.

Hours of Labour	Total Output	Marginal Product
0	–	–
1	100	100
2	–	80
3	240	–

14. *What is the total output when 2 hours of labour are employed?*

- (a) 80
- (b) 100
- (c) 180
- (d) 200

15. *What is the marginal product of the third hour of labour?*

- (a) 60
- (b) 80
- (c) 100
- (d) 240

16. *What is the average product of the first three hours of labour?*

- (a) 60
- (b) 80
- (c) 100
- (d) 240

17. Which cost increases continuously with the increase in production?
- (a) Average cost.
 - (b) Marginal cost.
 - (c) Fixed cost.
 - (d) Variable cost.
18. Which of the following cost curves is never 'U' shaped?
- (a) Average cost curve.
 - (b) Marginal cost curve.
 - (c) Average variable cost curve.
 - (d) Average fixed cost curve.
19. Total cost in the short run is classified into fixed costs and variable costs. Which one of the following is a variable cost?
- (a) Cost of raw materials.
 - (b) Cost of equipment.
 - (c) Interest payment on past borrowings.
 - (d) Payment of rent on building.
20. In the short run, when the output of a firm increases, its average fixed cost:
- (a) increases.
 - (b) decreases.
 - (c) remains constant.
 - (d) first declines and then rises.
21. Which one of the following is also known as planning curve?
- (a) Long run average cost curve.
 - (b) Short run average cost curve.
 - (c) Average variable cost curve.
 - (d) Average total cost curve.
22. If a firm moves from one point on a production isoquant to another, which of the following will not happen.
- (a) A change in the ratio in which the inputs are combined to produce output.

- (b) *A change in the ratio of marginal products of the inputs.*
- (c) *A change in the marginal rate of technical substitution.*
- (d) *A change in the level of output.*
23. *With which of the following is the concept of marginal cost closely related?*
- (a) *Variable cost.*
- (b) *Fixed cost.*
- (c) *Opportunity cost.*
- (d) *Economic cost.*
24. *Which of the following statements is correct?*
- (a) *When the average cost is rising, the marginal cost must also be rising.*
- (b) *When the average cost is rising, the marginal cost must be falling.*
- (c) *When the average cost is rising, the marginal cost is above the average cost.*
- (d) *When the average cost is falling, the marginal cost must be rising.*
25. *Which of the following is an example of "explicit cost"?*
- (a) *The wages a proprietor could have made by working as an employee of a large firm.*
- (b) *The income that could have been earned in alternative uses by the resources owned by the firm.*
- (c) *The payment of wages by the firm.*
- (d) *The normal profit earned by a firm.*
26. *Which of the following is an example of an "implicit cost"?*
- (a) *Interest that could have been earned on retained earnings used by the firm to finance expansion.*
- (b) *The payment of rent by the firm for the building in which it is housed.*
- (c) *The interest payment made by the firm for funds borrowed from a bank.*
- (d) *The payment of wages by the firm.*

Use the following data to answer questions 27-29.

Output (O)	0	1	2	3	4	5	6
Total Cost (TC)	₹ 240	₹ 330	₹ 410	₹ 480	₹ 540	₹ 610	₹ 690

27. The average fixed cost of 2 units of output is:
- (a) ₹ 80
 - (b) ₹ 85
 - (c) ₹ 120
 - (d) ₹ 205
28. The marginal cost of the sixth unit of output is:
- (a) ₹ 133
 - (b) ₹ 75
 - (c) ₹ 80
 - (d) ₹ 450
29. Diminishing marginal returns start to occur between units:
- (a) 2 and 3.
 - (b) 3 and 4.
 - (c) 4 and 5.
 - (d) 5 and 6.
30. Marginal cost is defined as:
- (a) the change in total cost due to a one unit change in output.
 - (b) total cost divided by output.
 - (c) the change in output due to a one unit change in an input.
 - (d) total product divided by the quantity of input.
31. Which of the following is true of the relationship between the marginal cost function and the average cost function?
- (a) If MC is greater than ATC, then ATC is falling.
 - (b) The ATC curve intersects the MC curve at minimum MC.
 - (c) The MC curve intersects the ATC curve at minimum ATC.
 - (d) If MC is less than ATC, then ATC is increasing.
32. Which of the following statements is true of the relationship among the average cost functions?
- (a) $ATC = AFC - AVC$.

- (b) $AVC = AFC + ATC$.
- (c) $AFC = ATC + AVC$.
- (d) $AFC = ATC - AVC$.
33. Which of the following is not a determinant of the firm's cost function?
- (a) The production function.
- (b) The price of labour.
- (c) Taxes.
- (d) The price of the firm's output.
34. Which of the following statements is correct concerning the relationships among the firm's cost functions?
- (a) $TC = TFC - TVC$.
- (b) $TVC = TFC - TC$.
- (c) $TFC = TC - TVC$.
- (d) $TC = TVC - TFC$.
35. Suppose output increases in the short run. Total cost will:
- (a) increase due to an increase in fixed costs only.
- (b) increase due to an increase in variable costs only.
- (c) increase due to an increase in both fixed and variable costs.
- (d) decrease if the firm is in the region of diminishing returns.
36. Which of the following statements concerning the long-run average cost curve is false?
- (a) It represents the least-cost input combination for producing each level of output.
- (b) It is derived from a series of short-run average cost curves.
- (c) The short-run cost curve at the minimum point of the long-run average cost curve represents the least-cost plant size for all levels of output.
- (d) As output increases, the amount of capital employed by the firm increases along the curve.
37. The negatively-sloped (i.e. falling) part of the long-run average total cost curve is due to which of the following?
- (a) Diseconomies of scale.

- (b) *Diminishing returns.*
- (c) *The difficulties encountered in coordinating the many activities of a large firm.*
- (d) *The increase in productivity that results from specialization.*
38. *The positively sloped (i.e. rising) part of the long run average total cost curve is due to which of the following?*
- (a) *Diseconomies of scale.*
- (b) *Increasing returns.*
- (c) *The firm being able to take advantage of large-scale production techniques as it expands its output.*
- (d) *The increase in productivity that results from specialization.*
39. *A firm's average total cost is ₹ 300 at 5 units of output and ₹ 320 at 6 units of output. The marginal cost of producing the 6th unit is:*
- (a) ₹ 20
- (b) ₹ 120
- (c) ₹ 320
- (d) ₹ 420
40. *A firm producing 7 units of output has an average total cost of ₹ 150 and has to pay ₹ 350 to its fixed factors of production whether it produces or not. How much of the average total cost is made up of variable costs?*
- (a) ₹ 200
- (b) ₹ 50
- (c) ₹ 300
- (d) ₹ 100
41. *A firm has a variable cost of ₹ 1000 at 5 units of output. If fixed costs are ₹ 400, what will be the average total cost at 5 units of output?*
- (a) ₹ 280
- (b) ₹ 60
- (c) ₹ 120
- (d) ₹ 1400

42. A firm's average fixed cost is ₹ 20 at 6 units of output. What will it be at 4 units of output?
- (a) ₹ 60
 - (b) ₹ 30
 - (c) ₹ 40
 - (d) ₹ 20
43. Which of the following statements is true?
- (a) The services of a doctor are considered production.
 - (b) Man can create matter.
 - (c) The services of a housewife are considered production.
 - (d) When a man creates a table, he creates matter.
44. Which of the following is a function of an entrepreneur?
- (a) Initiating a business enterprise.
 - (b) Risk bearing.
 - (c) Innovating.
 - (d) All of the above.
45. In describing a given production technology, the short run is best described as lasting:
- (a) up to six months from now.
 - (b) up to five years from now.
 - (c) as long as all inputs are fixed.
 - (d) as long as at least one input is fixed.
46. If decreasing returns to scale are present, then if all inputs are increased by 10% then:
- (a) output will also decrease by 10%.
 - (b) output will increase by 10%.
 - (c) output will increase by less than 10%.
 - (d) output will increase by more than 10%.
47. The production function is a relationship between a given combination of inputs and:
- (a) another combination that yields the same output.
 - (b) the highest resulting output.

- (c) *the increase in output generated by one-unit increase in one output.*
- (d) *all levels of output that can be generated by those inputs.*
48. *If the marginal product of labour is below the average product of labour, it must be true that:*
- (a) *the marginal product of labour is negative.*
- (b) *the marginal product of labour is zero.*
- (c) *the average product of labour is falling.*
- (d) *the average product of labour is negative.*
49. *The average product of labour is maximized when marginal product of labour:*
- (a) *equals the average product of labour.*
- (b) *equals zero.*
- (c) *is maximized.*
- (d) *none of the above.*
50. *The law of variable proportions is drawn under all of the assumptions mentioned below except the assumption that:*
- (a) *the technology is changing.*
- (b) *there must be some inputs whose quantity is kept fixed.*
- (c) *we consider only physical inputs and not economic profitability in monetary terms.*
- (d) *the technology is given and stable.*
51. *What is a production function?*
- (a) *Technical relationship between physical inputs and physical output.*
- (b) *Relationship between fixed factors of production and variable factors of production.*
- (c) *Relationship between a factor of production and the utility created by it.*
- (d) *Relationship between quantity of output produced and time taken to produce the output.*
52. *Laws of production does not include*
- (a) *returns to scale.*
- (b) *law of diminishing returns to a factor.*

- (c) *law of variable proportions.*
 - (d) *least cost combination of factors.*
53. *An iso quant shows*
- (a) *All the alternative combinations of two inputs that can be produced by using a given set of output fully and in the best possible way.*
 - (b) *All the alternative combinations of two products among which a producer is indifferent because they yield the same profit.*
 - (c) *All the alternative combinations of two inputs that yield the same total product.*
 - (d) *Both (b) and (c).*
54. *Economies of scale exist because as a firm increases its size in the long run:*
- (a) *Labour and management can specialize in their activities more.*
 - (b) *As a larger input buyer, the firm can get finance at lower cost and purchase inputs at a lower per unit cost.*
 - (c) *The firm can afford to employ more sophisticated technology in production.*
 - (d) *All of these.*
55. *The production function:*
- (a) *is the relationship between the quantity of inputs used and the resulting quantity of a product.*
 - (b) *Tells us the maximum attainable output from a given combination of inputs.*
 - (c) *Expresses the technological relationship between inputs and output of a product.*
 - (d) *All the above.*
56. *The production process described below exhibits.*

Number of Workers	Output
0	0
1	23
2	40
3	50

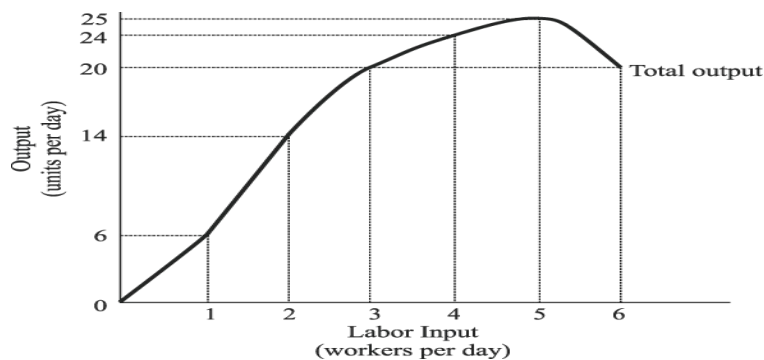
- (a) *constant marginal product of labour.*
- (b) *diminishing marginal product of labour.*

- (c) *increasing return to scale.*
- (d) *increasing marginal product of labour.*
57. *Which of the following is a variable cost in the short run?*
- (a) *rent of the factory.*
- (b) *wages paid to the factory labour.*
- (c) *interest payments on borrowed financial capital.*
- (d) *payment on the lease for factory equipment.*
58. *The efficient scale of production is the quantity of output that minimizes*
- (a) *average fixed cost.*
- (b) *average total cost.*
- (c) *average variable cost.*
- (d) *marginal cost.*
59. *In the short run, the firm's product curves show that*
- (a) *Total product begins to decrease when average product begins to decrease but continues to increase at a decreasing rate.*
- (b) *When marginal product is equal to average product, average product is decreasing but at its highest.*
- (c) *When the marginal product curve cuts the average product curve from below, the average product is equal to marginal product.*
- (d) *In stage two, total product increases at a diminishing rate and reaches maximum at the end of this stage.*
60. *A fixed input is defined as*
- (a) *That input whose quantity can be quickly changed in the short run, in response to the desire of the company to change its production.*
- (b) *That input whose quantity cannot be quickly changed in the short run, in response to the desire of the company to change its production.*
- (c) *That input whose quantities can be easily changed in response to the desire to increase or reduce the level of production.*
- (d) *That input whose demand can be easily changed in response to the desire to increase or reduce the level of production.*

61. *Average product is defined as*
- (a) *total product divided by the total cost.*
 - (b) *total product divided by marginal product.*
 - (c) *total product divided by the number of units of variable input.*
 - (d) *marginal product divided by the number of units of variable input.*
62. *Which of the following statements is true?*
- (a) *After the inflection point of the production function, a greater use of the variable input induces a reduction in the marginal product.*
 - (b) *Before reaching the inevitable point of decreasing marginal returns, the quantity of output obtained can increase at an increasing rate.*
 - (c) *The first stage corresponds to the range in which the AP is increasing as a result of utilizing increasing quantities of variable inputs.*
 - (d) *All the above.*
63. *Marginal product, mathematically, is the slope of the*
- (a) *total product curve.*
 - (b) *average product curve.*
 - (c) *marginal product curve.*
 - (d) *implicit product curve.*
64. *Suppose the first four units of a variable input generate corresponding total outputs of 200, 350, 450, 500. The marginal product of the third unit of input is:*
- (a) *50*
 - (b) *100*
 - (c) *150*
 - (d) *200*
65. *Which of the following statements is false in respect of fixed cost of a firm?*
- (a) *As the fixed inputs for a firm cannot be changed in the short run, the TFC are constant, except when the prices of the fixed inputs change.*
 - (b) *TFC continue to exist even when production is stopped in the short run, but they exist in the long run even when production is not stopped.*

- (c) Total Fixed Costs (TFC) can be defined as the total sum of the costs of all the fixed inputs associated with production in the short run.
- (d) In the short run, a firm's fixed cost cannot be escaped even when production is stopped.
66. Diminishing marginal returns for the first four units of a variable input is exhibited by the total product sequence:
- (a) 50, 50, 50, 50
- (b) 50, 110, 180, 260
- (c) 50, 100, 150, 200
- (d) 50, 90, 120, 140

67. Use the following diagram to answer the question given below it



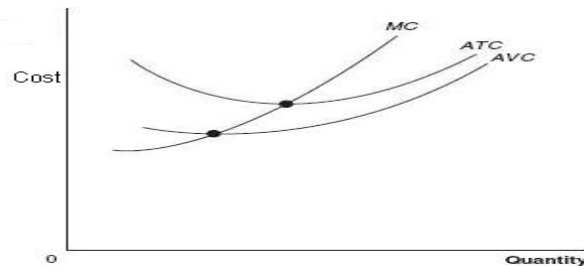
The marginal physical product of the third unit of labour is _____, the MP of the _____ labour is Negative

- (a) Six; fourth
- (b) Six; third
- (c) Six; fifth
- (d) Six; sixth
68. In the third of the three stages of production:
- (a) the marginal product curve has a positive slope.
- (b) the marginal product curve lies completely below the average product curve.
- (c) total product increases.
- (d) marginal product is positive.

69. When marginal costs are below average total costs,
- (a) average fixed costs are rising.
 - (b) average total costs are falling.
 - (c) average total costs are rising.
 - (d) average total costs are minimized.
70. A firm's long-run average total cost curve is
- (a) Identical to its long-run marginal-cost curve.
 - (b) Also its long-run supply curve because it explains the relationship between price and quantity supplied.
 - (c) In fact the average total cost curve of the optimal plant in the short run as it tries to produce at least cost.
 - (d) Tangent to all the curves of short-run average total cost.
71. In the long run, if a very small factory were to expand its scale of operations, it is likely that it would initially experience
- (a) an increase in pollution level.
 - (b) diseconomies of scale.
 - (c) economies of scale.
 - (d) constant returns to scale.
72. A firm's long-run average total cost curve is.
- (a) Identical to its long-run marginal-cost curve as all factors are variable.
 - (b) Also its long-run total cost curve because it explains the relationship cost and quantity supplied in the long run.
 - (c) In fact the average total cost curve of the optimal plant in the short run as it tries to produce at least cost.
 - (d) Tangent to all short-run average total cost the curves and represents the lowest average total cost for producing each level of output.
73. Which of the following statements describes increasing returns to scale?
- (a) Doubling of all inputs used leads to doubling of the output.
 - (b) Increasing the inputs by 50% leads to a 25% increase in output.
 - (c) Increasing inputs by $1/4$ leads to an increase in output of $1/3$.

- (d) *None of the above.*
74. *The marginal cost for a firm of producing the 9th unit of output is ₹ 20. Average cost at the same level of output is ₹ 15. Which of the following must be true?*
- (a) *marginal cost and average cost are both falling*
(b) *marginal cost and average cost are both rising*
(c) *marginal cost is rising and average cost is falling*
(d) *it is impossible to tell if either of the curves are rising or falling*
75. *Implicit cost can be defined as*
- (a) *Money payments made to the non-owners of the firm for the self-owned factors employed in the business and therefore not entered into books of accounts.*
(b) *Money not paid out to the owners of the firm for the self-owned factors employed in a business and therefore not entered into books of accounts.*
(c) *Money payments which the self-owned and employed resources could have earned in their next best alternative employment and therefore entered into books of accounts.*
(d) *Money payments which the self-owned and employed resources earn in their best use and therefore entered into book of accounts.*
76. *The most important function of an entrepreneur is to _____.*
- (a) *Innovate*
(b) *Bear the sense of responsibility*
(c) *Finance*
(d) *Earn profit*
77. *Economic costs of production differ from accounting costs of production because*
- (a) *Economic costs include expenditures for hired resources while accounting costs do not.*
(b) *Accounting costs include opportunity costs which are deducted later to find paid out costs.*
(c) *Accounting costs include expenditures for hired resources while economic costs do not.*
(d) *Economic costs add the opportunity cost of a firm which uses its own resources.*

78. In figure below, possible reason why the average variable cost curve approaches the average total cost curve as output rises is:



- (a) Fixed costs are falling while total costs are rising at rising output.
- (b) Total costs are rising and average costs are also rising.
- (c) Marginal costs are above average variable costs as output rises.
- (d) Average fixed costs are falling as output rises.
79. Marginal cost changes due to changes in _____
- (a) Total cost
- (b) Average cost
- (c) Variable cost
- (d) Quantity of output
80. Which of the following statements is correct?
- (a) Fixed costs vary with change in output.
- (b) If we add total variable cost and total fixed cost we get the average cost.
- (c) Marginal cost is the result of total cost divided by number of units produced.
- (d) Total cost is obtained by adding up the fixed cost and total variable cost.
81. Which of the following statements is incorrect?
- (a) The LAC curve is also called the planning curve of a firm.
- (b) Total revenue = price per unit \times number of units sold.
- (c) Opportunity cost is also called alternative cost.
- (d) If total revenue is divided by the number of units sold we get marginal revenue.
82. The vertical difference between TVC and TC is equal to-
- (a) MC
- (b) AVC

- (c) TFC
- (d) None of the above
83. The falling part of long run average cost curve is tangent to the _____ of corresponding short run average cost curve(s).
- (a) falling part
- (b) rising part
- (c) minimum point
- (d) None of the above
84. Which one of the following is an external economies of scale in long run?
- (a) Risk bearing economies
- (b) Financial economies
- (c) Development of skill labour
- (d) None of the above

ANSWERS

1.	(a)	2.	(a)	3.	(d)	4.	(b)	5.	(b)	6.	(b)
7.	(c)	8.	(a)	9.	(d)	10.	(c)	11.	(c)	12.	(a)
13.	(b)	14.	(c)	15.	(a)	16.	(b)	17.	(d)	18.	(d)
19.	(a)	20.	(b)	21.	(a)	22.	(d)	23.	(a)	24.	(c)
25.	(c)	26.	(a)	27.	(c)	28.	(c)	29.	(c)	30.	(a)
31.	(c)	32.	(d)	33.	(d)	34.	(c)	35.	(b)	36.	(c)
37.	(d)	38.	(a)	39.	(d)	40.	(d)	41.	(a)	42.	(b)
43.	(a)	44.	(d)	45.	(d)	46.	(c)	47.	(b)	48.	(c)
49.	(a)	50.	(a)	51.	(a)	52.	(d)	53.	(c)	54.	(d)
55.	(d)	56.	(b)	57.	(b)	58.	(b)	59.	(d)	60.	(b)
61.	(c)	62.	(d)	63.	(a)	64.	(b)	65.	(b)	66.	(d)
67.	(d)	68.	(b)	69.	(b)	70.	(d)	71.	(c)	72.	(d)
73.	(c)	74.	(b)	75.	(b)	76.	(a)	77.	(d)	78.	(d)
79.	(c)	80.	(d)	81.	(d)	82.	(c)	83.	(a)	84.	(c)